S26

PLANTA
ESC 1:25

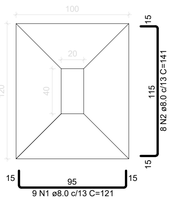

CORTE
ESC 1:25

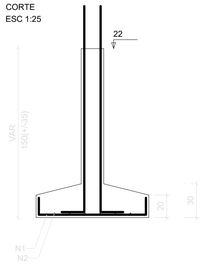

Solo com capacidade de suporte > 1.50 kgf/cm²
Solo compactado sobre a sapata
peso específico > 1600.00 kgf/m³

P26

FUNDAÇÃO - L1

SEÇÃO
ESC 1:20

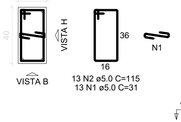

VISTA H
ESC 1:25

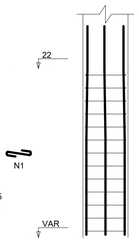

VISTA B
ESC 1:25

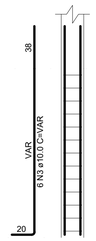

S29

PLANTA
ESC 1:25

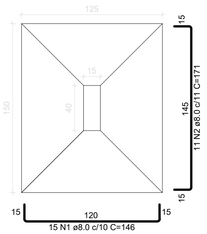

CORTE
ESC 1:25

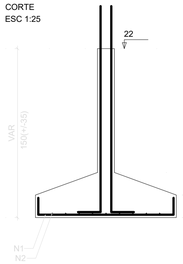

Solo com capacidade de suporte > 1.50 kgf/cm²
Solo compactado sobre a sapata
peso específico > 1600.00 kgf/m³

P29

FUNDAÇÃO - L1

SEÇÃO
ESC 1:20

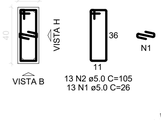

VISTA H
ESC 1:25

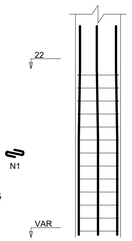

VISTA B
ESC 1:25

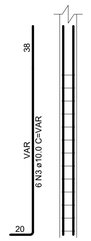

RELAÇÃO DO AÇO

ELEMENTO	AÇO	N	DIAM (mm)	QUANT	C.UNIT (cm)	C.TOTAL (cm)
P26	CA60	1	5.0	13	31	403
	CA60	2	5.0	13	115	1495
	CA50	3	10.0	6	VAR	VAR
P29	CA60	1	5.0	13	26	338
	CA60	2	5.0	13	105	1365
	CA50	3	10.0	6	VAR	VAR
2xP31	CA60	1	5.0	78	26	2028
	CA60	2	5.0	26	105	2730
	CA50	3	10.0	28	VAR	VAR
3xP35	CA60	1	5.0	39	26	1014
	CA60	2	5.0	39	105	4095
	CA50	3	10.0	18	VAR	VAR
P38	CA60	1	5.0	13	36	468
	CA60	2	5.0	13	125	1625
	CA50	3	10.0	6	VAR	VAR
S26	CA50	1	8.0	9	121	1089
	CA50	2	8.0	8	141	1128
S29	CA50	1	8.0	15	146	2190
	CA50	2	8.0	11	171	1881
2xS31	CA50	1	8.0	26	121	3146
	CA50	2	8.0	18	146	2628
S38	CA60	1	5.0	2	501	1002
	CA50	2	8.0	13	170	2210
	CA50	3	8.0	12	185	2220
	CA50	4	8.0	13	128	1664
	CA50	5	8.0	12	143	1716
3xS44	CA50	1	8.0	24	111	2664
	CA50	2	8.0	18	136	2448

RESUMO DO AÇO

AÇO	DIAM (mm)	C.TOTAL (m)	PESO + 10% (kg)
CA50	8.0	249.8	108.4
	10.0	143.2	97.1
CA60	5.0	165.6	28.1

PESO TOTAL (kg)	
CA50	205.5
CA60	28.1

Volume de concreto (C-25) = 3.44 m³
Área de forma = 22.73 m²

S31=S32

PLANTA
ESC 1:25

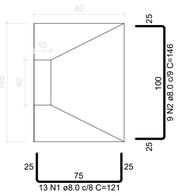

CORTE
ESC 1:25

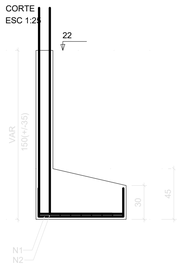

Solo com capacidade de suporte > 1.50 kgf/cm²
Solo compactado sobre a sapata
peso específico > 1600.00 kgf/m³

P31=P32

FUNDAÇÃO - L1

SEÇÃO
ESC 1:20

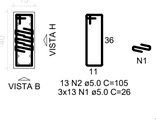

VISTA H
ESC 1:25

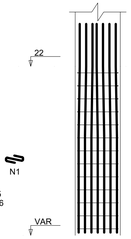

VISTA B
ESC 1:25

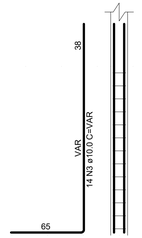

S35=S41=S44

PLANTA
ESC 1:25

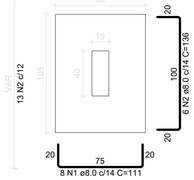

CORTE
ESC 1:25

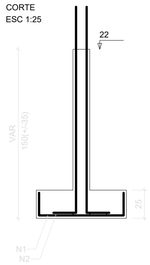

Solo com capacidade de suporte > 1.50 kgf/cm²
Solo compactado sobre a sapata
peso específico > 1600.00 kgf/m³

P35=P41=P44

FUNDAÇÃO - L1

SEÇÃO
ESC 1:20

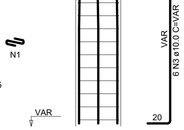

VISTA H
ESC 1:25

VISTA B
ESC 1:25

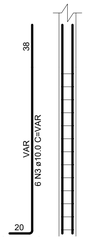

S38

PLANTA
ESC 1:25

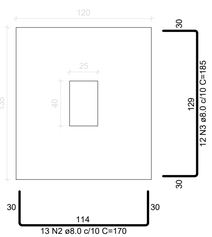



CORTE
ESC 1:25

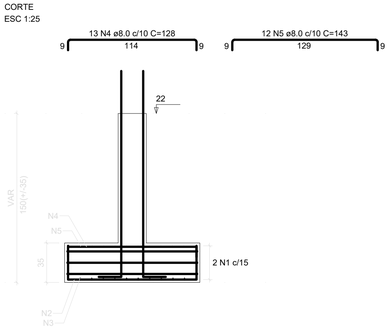

Solo com capacidade de suporte > 1.50 kgf/cm²
Solo compactado sobre a sapata
peso específico > 1600.00 kgf/m³

P38

FUNDAÇÃO - L1

SEÇÃO
ESC 1:20

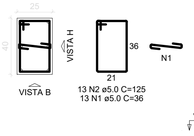

VISTA H
ESC 1:25

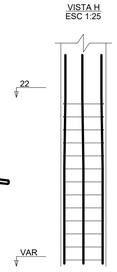

VISTA B
ESC 1:25

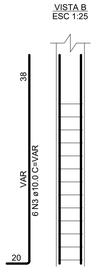

PREFEITURA MUNICIPAL DE MURIAÉ

SECRETARIA MUNICIPAL DE OBRAS PÚBLICAS

PROJETO ESTRUTURAL

PROJETO DE SAPATAS 3 - 5

PREFEITURA DE MURIAÉ / CNPJ: 17.947.581/0001-76

PREFEITO IOANNIS KONSTANTINOS GRAMMATIKOPOULOS

DESCRIÇÃO:
PROJETO ESTRUTURAL PARA CONSTRUÇÃO DE UMA UBS NO BAIRRO INCONFIDENCIA

SECRETARIA DE OBRAS PÚBLICAS

CARLOS MAGNO DE OLIVEIRA

LOCAL: RUA CLAUDIO MANOEL DA COSTA,ESQUINA COM A RUA ALVARENGA PEIXOTO -B.INCONFIDENCIA - MURIAÉ - MG

ARQUIVO: PROJ.ESTRUTURAL UBS INCONFIDENCIA ..DWG

R. T. PROJETO:

LEONARDO DA SILVA
ENGHª CIVIL - CREA RJ 2017103206/D

ESC: INDICADAS

DATA: JULHO / 2020

FOLHA: **08/34**