VB19
ESC 1:50

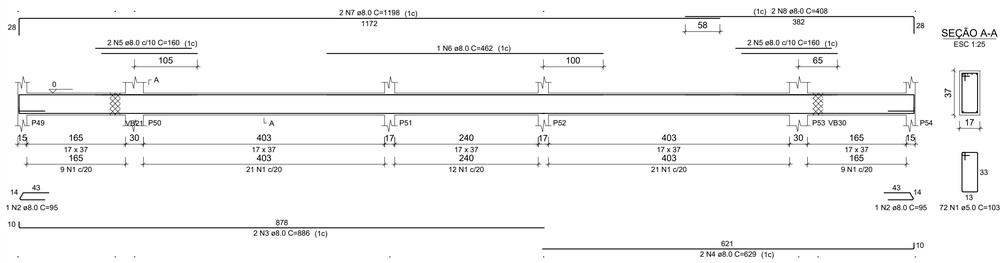

VB20
ESC 1:50

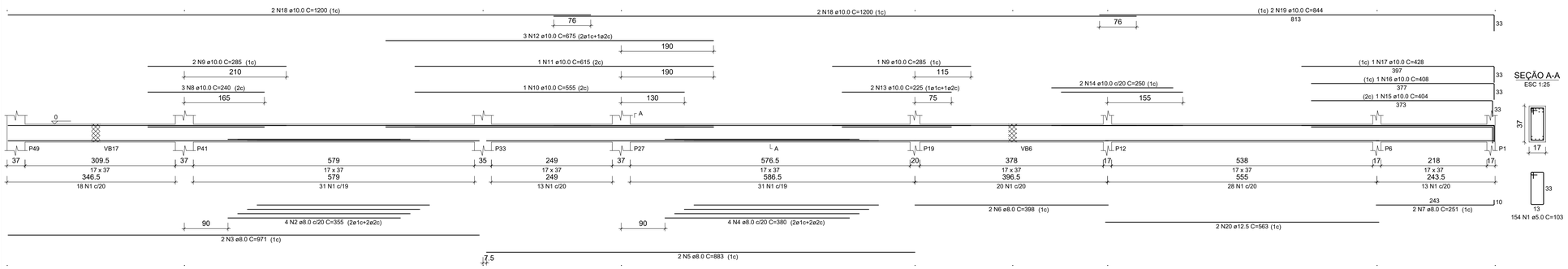

VB21
ESC 1:50

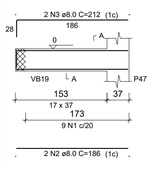

SEÇÃO A-A
ESC 1:25

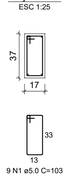

VB22
ESC 1:50

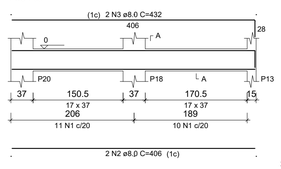

SEÇÃO A-A
ESC 1:25

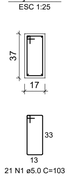

VB23
ESC 1:50

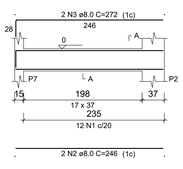

SEÇÃO A-A
ESC 1:25

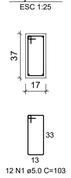

VB24
ESC 1:50

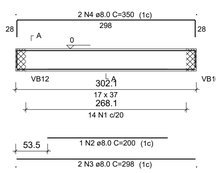

SEÇÃO A-A
ESC 1:25

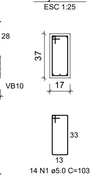

VB25
ESC 1:50

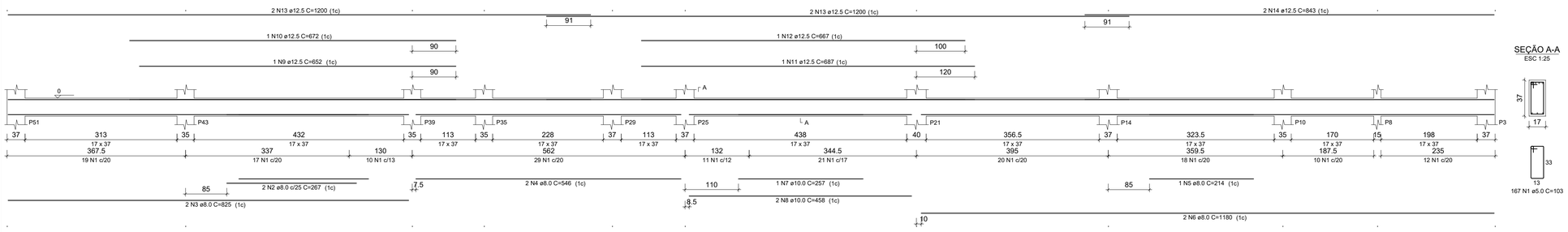

VB26
ESC 1:50

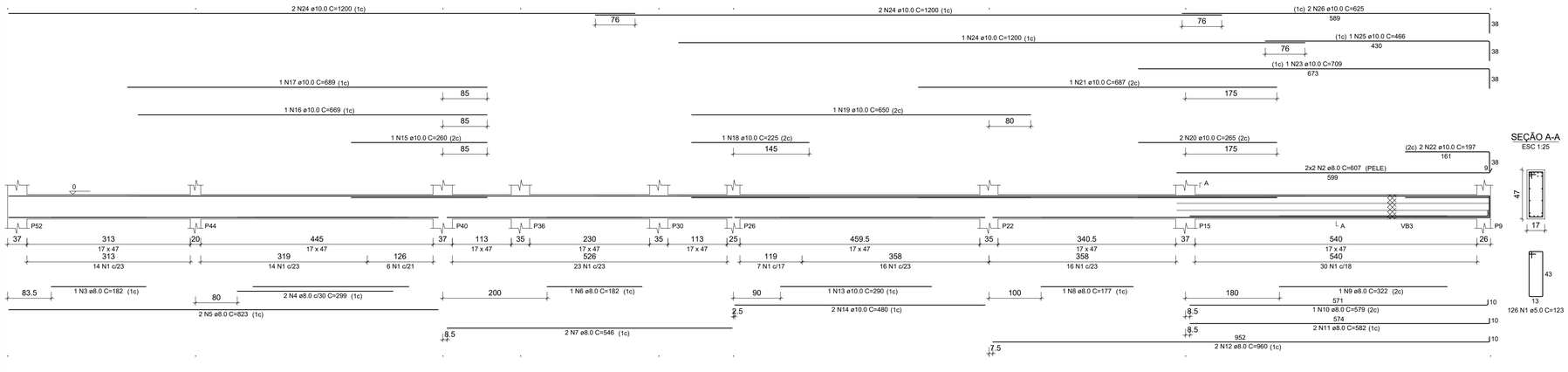

RELAÇÃO DO AÇO

ELEMENTO	AÇO	N	DIAM (mm)	QUANT	C.UNIT (cm)	C.TOTAL (cm)
VB19	CA60	1	5.0	72	103	7416
	CA50	2	8.0	2	95	190
	CA50	3	8.0	2	886	1772
	CA50	4	8.0	2	629	1258
	CA50	5	8.0	4	160	640
	CA50	6	8.0	1	462	462
	CA50	7	8.0	2	1198	2396
	CA50	8	8.0	2	408	816
VB20	CA60	1	5.0	154	103	15862
	CA50	2	8.0	4	355	1420
	CA50	3	8.0	2	971	1942
	CA50	4	8.0	4	380	1520
	CA50	5	8.0	2	883	1766
	CA50	6	8.0	2	398	796
	CA50	7	8.0	2	251	502
	CA50	8	10.0	3	240	720
	CA50	9	10.0	3	285	855
	CA50	10	10.0	1	555	555
	CA50	11	10.0	1	615	615
	CA50	12	10.0	3	675	2025
	CA50	13	10.0	2	225	450
	CA50	14	10.0	2	250	500
	CA50	15	10.0	1	404	404
	CA50	16	10.0	1	408	408
	CA50	17	10.0	1	428	428
	CA50	18	10.0	4	1200	4800
	CA50	19	10.0	2	844	1688
	CA50	20	12.5	2	563	1126
VB21	CA60	1	5.0	9	103	927
	CA50	2	8.0	2	186	372
	CA50	3	8.0	2	212	424
VB22	CA60	1	5.0	21	103	2163
	CA50	2	8.0	2	406	812
	CA50	3	8.0	2	432	864
VB23	CA60	1	5.0	12	103	1236
	CA50	2	8.0	2	246	492
	CA50	3	8.0	2	272	544
VB24	CA60	1	5.0	14	103	1442
	CA50	2	8.0	1	200	200
	CA50	3	8.0	2	298	596
	CA50	4	8.0	2	350	700
VB25	CA60	1	5.0	167	103	17201
	CA50	2	8.0	2	267	534
	CA50	3	8.0	2	825	1650
	CA50	4	8.0	2	546	1092
	CA50	5	8.0	1	214	214
	CA50	6	8.0	2	1180	2360
	CA50	7	10.0	1	257	257
	CA50	8	10.0	2	458	916
	CA50	9	12.5	1	652	652
	CA50	10	12.5	1	672	672
	CA50	11	12.5	1	687	687
	CA50	12	12.5	1	667	667
	CA50	13	12.5	4	1200	4800
	CA50	14	12.5	2	843	1686
VB26	CA60	1	5.0	126	123	15498
	CA50	2	8.0	4	607	2428
	CA50	3	8.0	1	182	182
	CA50	4	8.0	2	299	598
	CA50	5	8.0	2	823	1646
	CA50	6	8.0	1	182	182
	CA50	7	8.0	2	546	1092
	CA50	8	8.0	1	177	177
	CA50	9	8.0	1	322	322
	CA50	10	8.0	1	579	579
	CA50	11	8.0	2	582	1164
	CA50	12	8.0	2	960	1920
	CA50	13	10.0	1	290	290
	CA50	14	10.0	2	480	960
	CA50	15	10.0	1	260	260
	CA50	16	10.0	1	669	669
	CA50	17	10.0	1	689	689
	CA50	18	10.0	1	225	225
	CA50	19	10.0	1	650	650
	CA50	20	10.0	2	265	530
	CA50	21	10.0	1	687	687
	CA50	22	10.0	2	197	394
	CA50	23	10.0	1	709	709
	CA50	24	10.0	5	1200	6000
	CA50	25	10.0	1	466	466
	CA50	26	10.0	2	625	1250

RESUMO DO AÇO

AÇO	DIAM (mm)	C.TOTAL (m)	PESO + 10% (kg)
CA50	8.0	366.2	159
	10.0	284	192.6
	12.5	102.9	109
CA60	5.0	617.5	104.7

PESO TOTAL (kg)	
CA50	460.6
CA60	104.7

Volume de concreto (C-25) = 7.79 m³
Área de forma = 111.45 m²

PREFEITURA MUNICIPAL DE MURIAÉ
SECRETARIA MUNICIPAL DE OBRAS PÚBLICAS

PROJETO ESTRUTURAL CRECHE BOM PASTOR

PROJETO DE VIGAS-BALDRAME 02

PREFEITURA DE MURIAÉ / CNPJ: 17.947.581/0001-76

PREFEITO IOANNIS KONSTANTINOS GRAMMATIKOPOULOS

DESCRIÇÃO: PROJETO ESTRUTURAL PARA CONSTRUÇÃO DE UMA CRECHE NO DISTRITO BOM PASTOR DE MURIAÉ-MG

SECRETARIA DE OBRAS PÚBLICAS :

CARLOS MAGNO DE OLIVEIRA

LOCAL: RUA ABÍLIO JOSÉ FRITZ - DISTRITO DO BOM PASTOR - MURIAÉ - MG

ARQUIVO: Projeto vigas-bladrame 2.DWG

R. T. PROJETO:

LEONARDO DA SILVA CREA RJ 2017103206/D

ESC: INDICADAS

DATA: ABRIL / 2020

FOLHA: **12/22**